

Activate or deactivate PDF with CheckButton

Insert New PDF at your Website

Exchange/overwrite existing PDF

Delete /Hide PDF

NOTE:

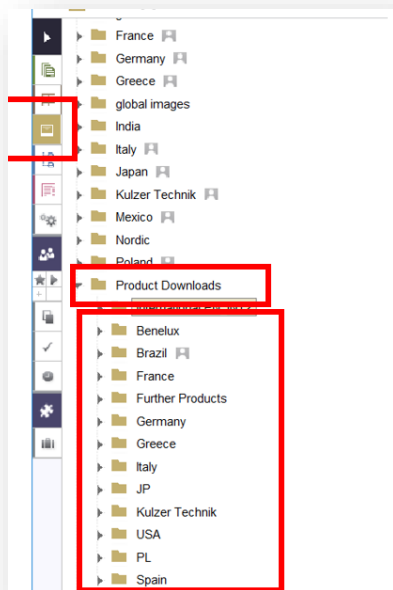
If you have new PDF:

Step 1

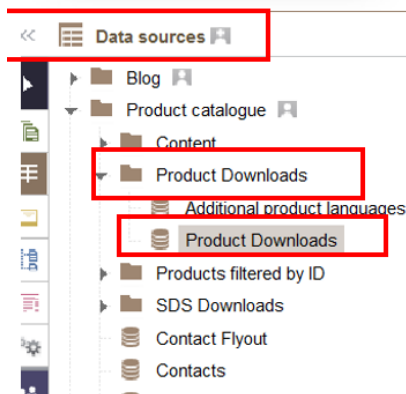
- Shorten long file names, change them to fit
- No unusual characters (/,&,%,:=)
- WEB-PDFs (check the size)

Step 2

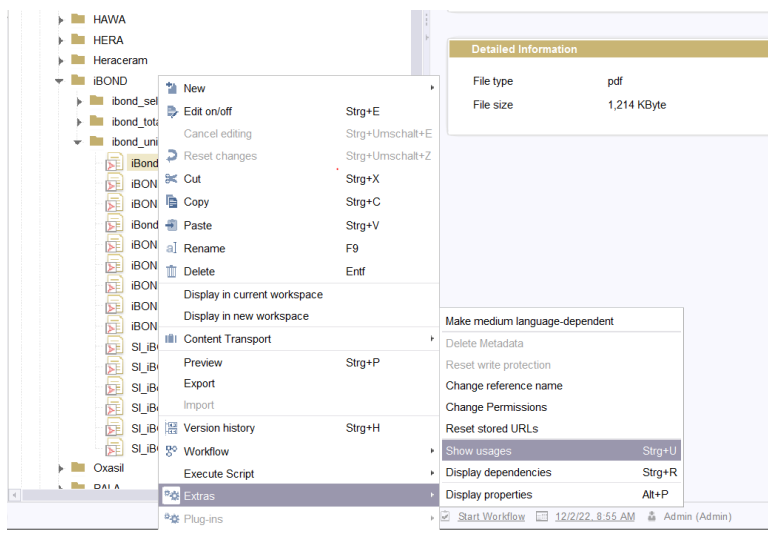
Add PDF at MEDIA Folder >>>your Country:



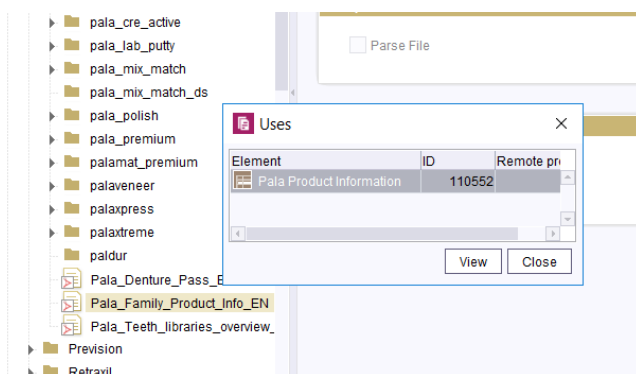
Database>Product Download



Window>> Show usage



Jump directly to the entry in the database when you select View:



Activate or deactivate PDF with CheckButton:

You can use English Version anytime if you find it at the Database:

Search at database again via Title from the Website:

CLINICAL	LABORATORY	DIGITAL	PRODUCTS	DOWNLOADS	COMPANY	BLOG
Clinical Studies & Reports						
	Bond strength – Research & Development Kulzer, Wehrheim, Germany	english	593 KB	<input type="checkbox"/>	ZIP file Download	
	Bonding to different materials – Tufts University, USA	english	458 KB	<input type="checkbox"/>	ZIP file Download	
	Clinical study – Hacettepe University, Ankara, Turkey	english	287 KB	<input type="checkbox"/>	ZIP file Download	

Search at Database:

ID	Products	Default Title	Brands	Download type	Default Document
57319	[iBOND® Universal]	Bond strength – Research & Development Kulzer,		[Clinical Studies & Reports]	
66651	[Palapress® vario, PalaXpress®, Palaseal®]			[Product information]	

This is the default document available for any country: **DO NOT DELETE!**

EN	INT2	DE	DE_AT	ES	FR	IT	PT	ZH	GR	FR_B	NL_B	ES_MX	EN_US	EN_EE	JA	PL	EN_AU
Datenquellen (root) > Product catalogue > Product Downloads > Product Downloads > Bond strength – Research & Development Kulzer																	
Show document in this language? <input checked="" type="checkbox"/>																	
Hide document in all languages? <input type="checkbox"/>																	
Default document Language dependent document Additional documents Properties																	
DEFAULT TITLE																	
Bond strength – Research & Development Kulzer, Wehrheim, Germany																	
DEFAULT DOCUMENT																	
Referenz: SI_iBOND_Universal_Phase_separation_influence_Wehrheim_EN																	
Status: Freigegeben (Admin)																	
Letzte Veränderung: 02.12.2022, 08:55:56 (Admin)																	

Select your Language:

Registration Form ... x Venus® Bulk Flow ONE x Product Good to kn... x Pala Product Infor... x Products x Benelux

EN INT2 DE DE_AT ES FR IT PT ZH GR FR_B NL_B ES_MX EN_US EN_EE PL EN_AU

Data sources (root) > Product catalogue > Product Downloads > Product Downloads > Pala Product Information

Show document in this language?

Hide document in all languages?

Default document Language dependent document Additional documents Properties

LANGUAGE DEPENDENT TITLE

LANGUAGE DEPENDENT DOCUMENT

Reference

Status:

Last change:

Activate this check-button:

Show document in this language?

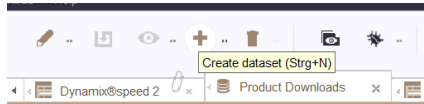
Show document in this language?

The Default PDF and the Title **will be available** at yor Downloads/Produts in **english** after publishing:

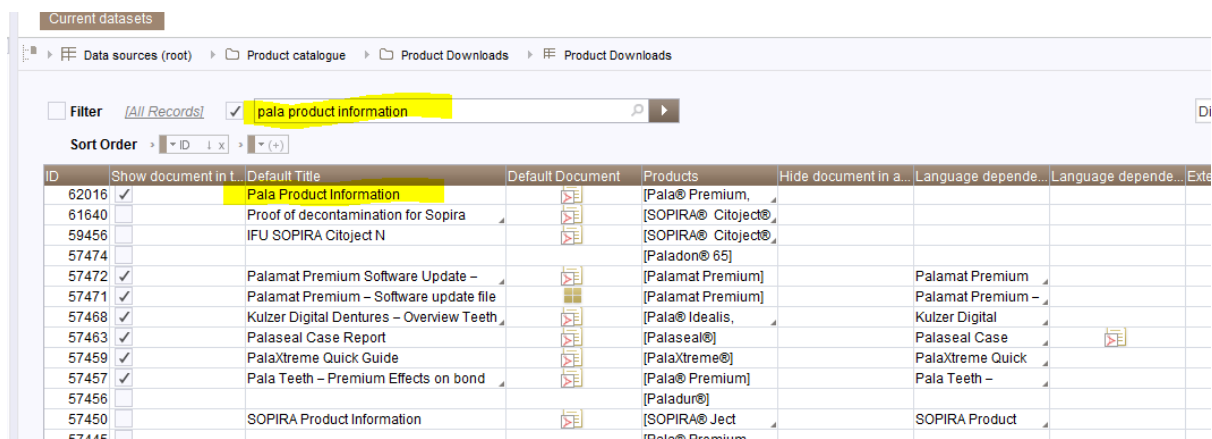
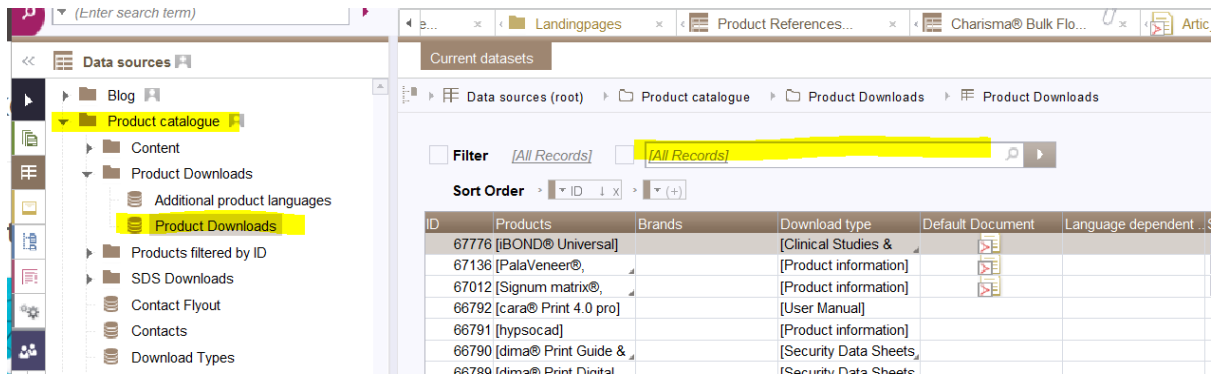
PDF Bond strength – Research & Development Kulzer, Wehrheim, Germany english 593 KB

Insert New PDF at your Website Download

To add new Dataset if you need to insert :

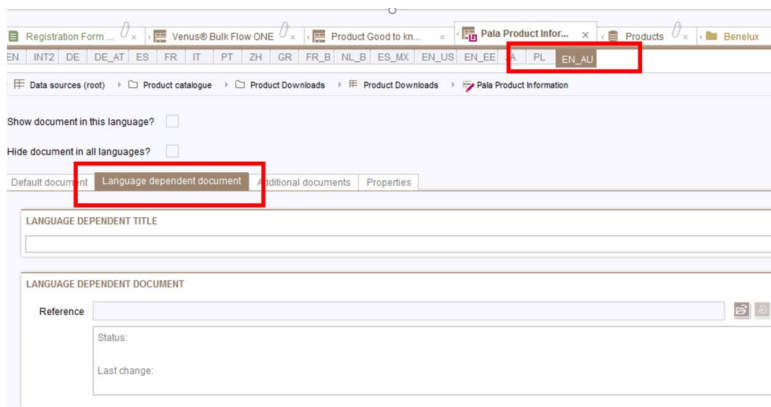


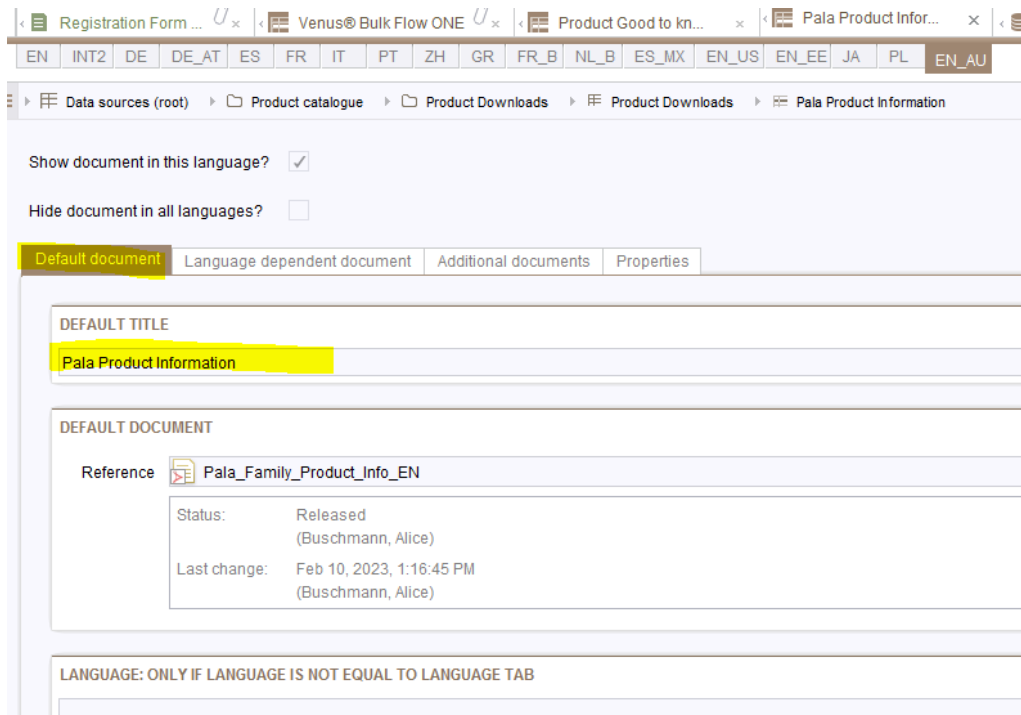
Bevor you insert new PDF please **search** if there is already database entry existing:



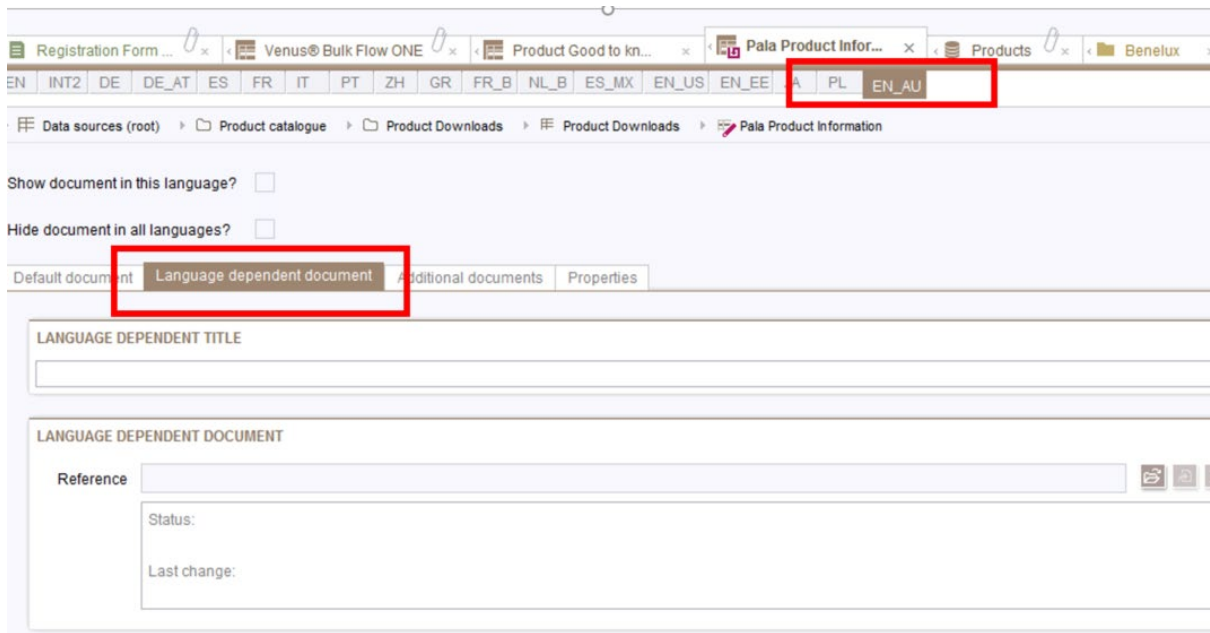
Select you need (click at data the row): you will find already Default ENGLISH PDF

You can **activate** it at your Website:

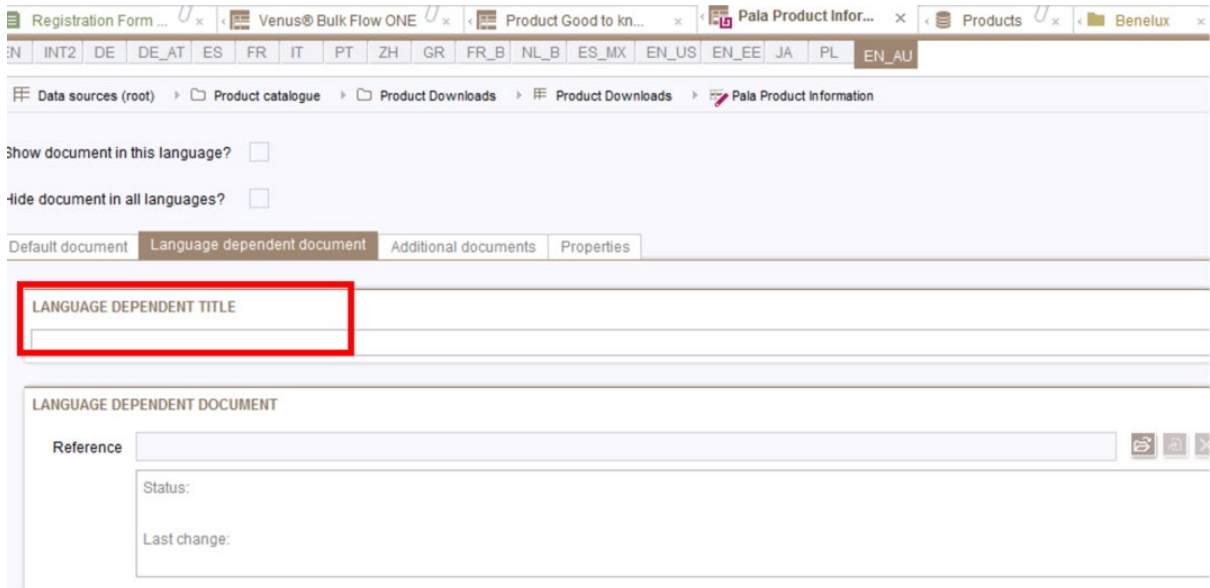




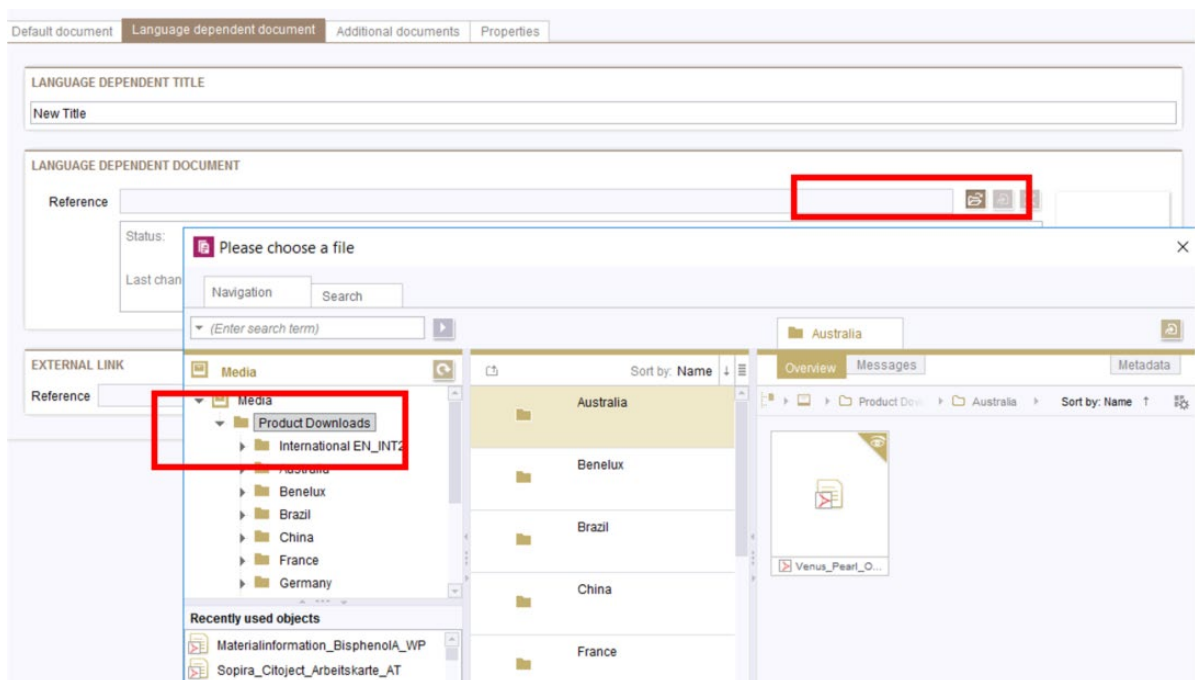
If you find one please **select your Language** and insert ONLY there your PDF
At your Language open TAB>Language dependent document:

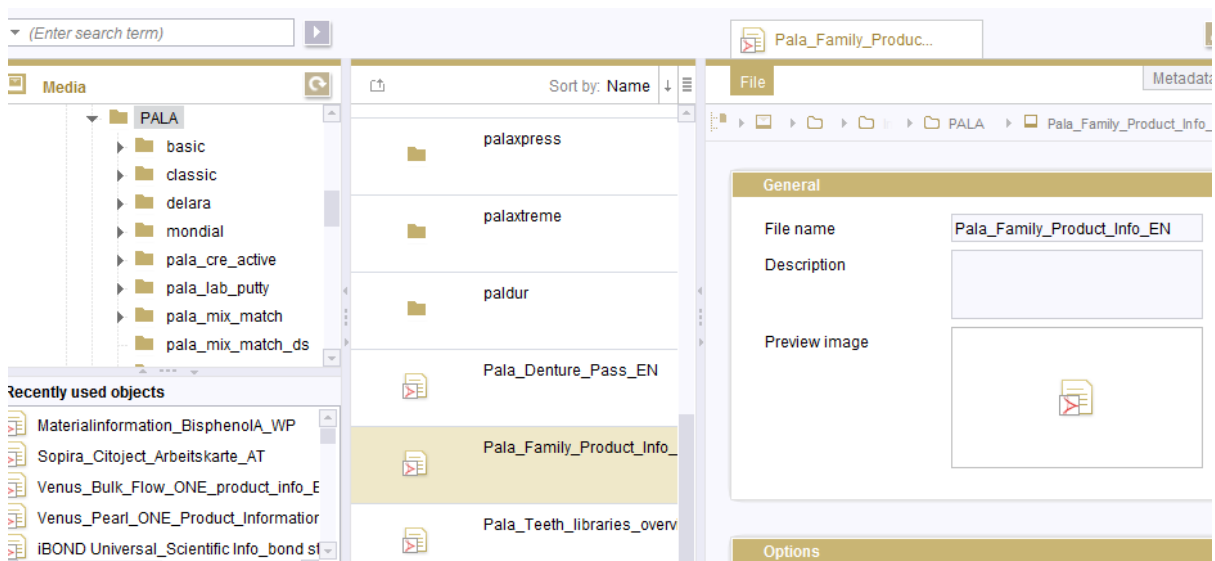


Insert your TITLE

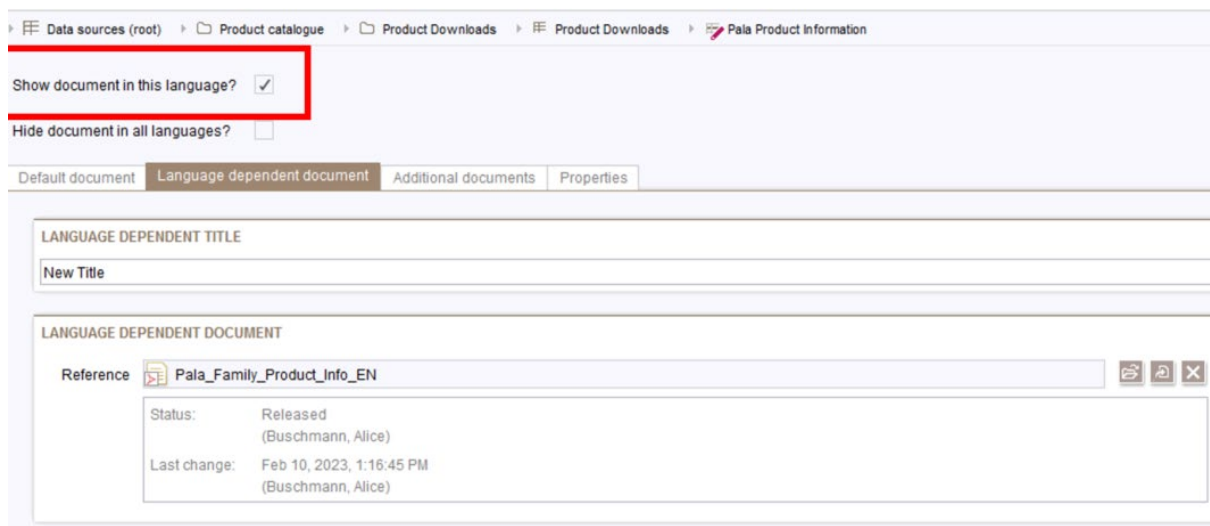


Insert your FILE>>PDF at your country Folder

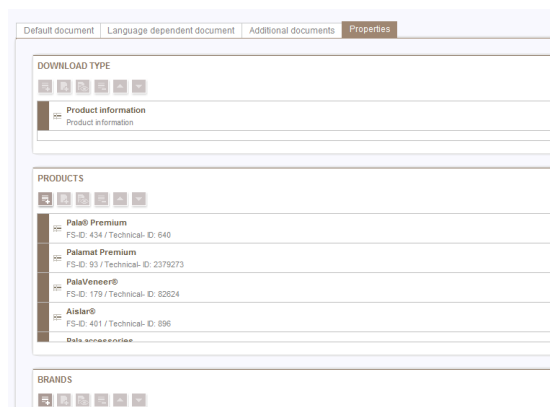




Activate >>show at your Language:



The Properties are already selected > Type and Products






Please don't change Type or Product, it will be changed for all Countries!

If you exchange/overwrite PDF

You can easily update the existing data.

Search At database again via Title from the Website:

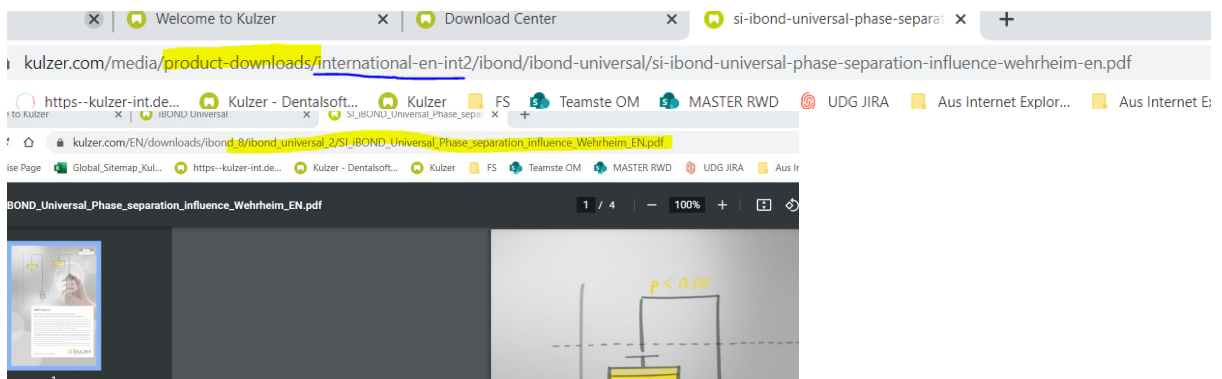
CLINICAL	LABORATORY	DIGITAL	PRODUCTS	DOWNLOADS	COMPANY	BLOG
----------	------------	---------	-----------------	-----------	---------	------

Clinical Studies & Reports					
	Bond strength – Research & Development Kulzer, Wehrheim, Germany	english	593 KB	<input type="checkbox"/>	ZIP file Download
	Bonding to different materials – Tufts University, USA	english	458 KB	<input type="checkbox"/>	ZIP file Download
	Clinical study – Hacettepe University, Ankara, Turkey	english	287 KB	<input type="checkbox"/>	ZIP file Download

Search at Database:

Filter <input type="checkbox"/> [Alle Datensätze] <input checked="" type="checkbox"/> Bond strength – Research & Development Kulzer						500 Datensätze anzeigen
Sortierung <input type="button" value="Default Title"/> <input type="button" value="x"/> <input <="" td="" type="button" value="(+)"/>						
ID	Products	Default Title	Brands	Download type	Default Document	
57319	[iBOND® Universal]	Bond strength – Research & Development Kulzer,		[Clinical Studies &		
66651	[Palapress® vario, PalaXpress®, Palaseal®]			[Product information]		

Search VIA URL>>>at FOLDER directly : <https://www.kulzer.com/media/product-downloads/international-en-int2/ibond/ibond-universal/si-ibond-universal-phase-separation-influence-wehrheim-en.pdf>

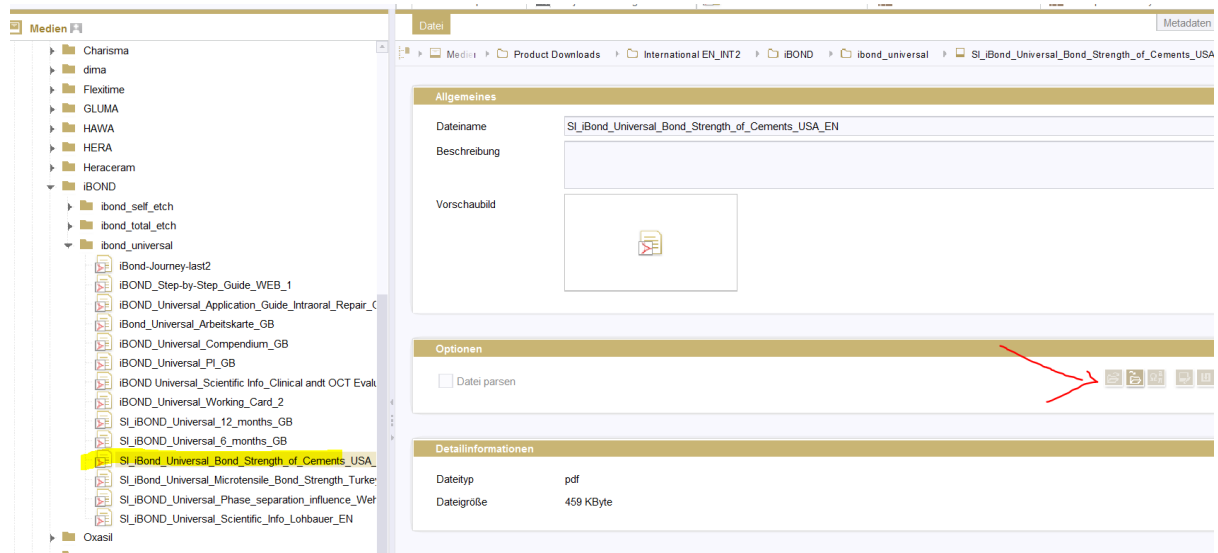


Find the File direct at your Country-Folder

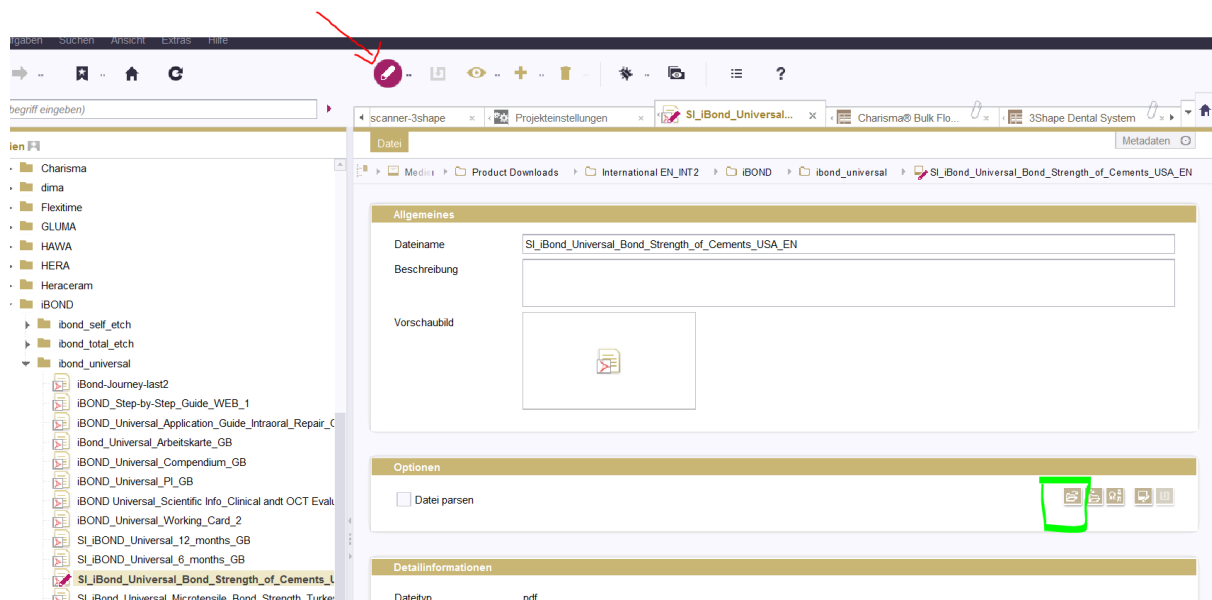
/ibond_8/ibond_universal_2/SI_iBOND_Universal_Phase_separation_influence_Wehrheim_EN.pdf

To **overwrite** it is possible direct only at Folder>PDF

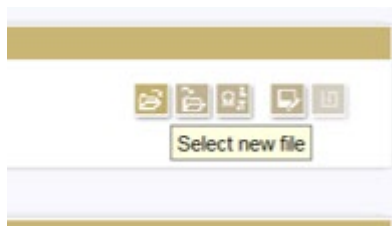
Select the File, and activate editing to replace it with this ICON:



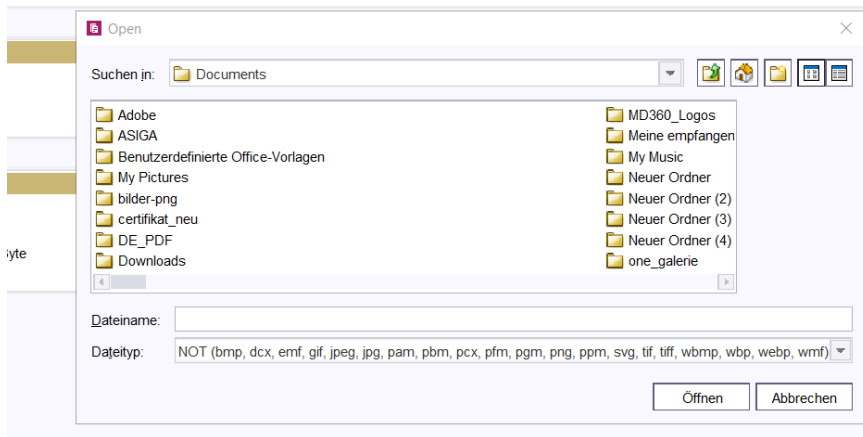
Edit:



ICON>> >>>select new file



Window to insert new PDF >>PDF



Deleting PDF >>> Hide

Please don't delete PDFs directly at the folder!

You can Hide it at database:

The screenshot shows a document management interface with a language selection bar at the top (EN, INT2, DE, DE_AT, ES, FR, IT, PT, ZH, GR, FR_B, NL_B, ES_MX, EN_US, EN_EE, JA, PL, EN_AU). The breadcrumb path is: Data sources (root) > Product catalogue > Product Downloads > Product Downloads > Bonding to different materials - Tufts University, USA. A red box highlights the 'Show document in this language?' checkbox, which is checked. Below it is the 'Hide document in all languages?' checkbox, which is unchecked. The interface has tabs for 'Default document', 'Language dependent document', 'Additional documents', and 'Properties'. The 'Default document' tab is active, showing a 'DEFAULT TITLE' field with the text 'Bonding to different materials - Tufts University, USA'. Below that is a 'DEFAULT DOCUMENT' section with a 'Reference' field containing 'SI_iBond_Universal_Bond_Strength_of_Cements_USA_EN'. To the right of the reference field are icons for refresh, save, and delete. Below the reference field is a table with the following data:

Status:	Released (Admin)
Last change:	Dec 2, 2022, 8:55:56 AM (Admin)

At the bottom of the 'DEFAULT DOCUMENT' section is a 'LANGUAGE: ONLY IF LANGUAGE IS NOT EQUAL TO LANGUAGE TAB' dropdown menu.


This screenshot shows the same document management interface as above, but with the 'Show document in this language?' checkbox unchecked. The breadcrumb path is: Data sources (root) > Product catalogue > Product Downloads > Product Downloads > Bonding to different materials - Tufts University, USA. The 'Hide document in all languages?' checkbox is also unchecked. The 'Default document' tab is active, showing the 'DEFAULT TITLE' field with the text 'Bonding to different materials - Tufts University, USA'.

Publishing

After you:

- activate PDF at your language
- replace PDF
- hide PDF


Please Publish the Download:

 Execute schedule entry

Publish Product Downloads (LIVE)
Publish Product Downloads (STAGE)

If you create LINK from Landingpage or inside any Product (good to know), just publish the Page/Product directly.

Landingpage> Partial Publishing

 Execute schedule entry



INT - LIVE - Partial Publish EN, INT2

Product page >> publishing

EN INT2 DE DE_AT ES FR IT PT ZH GR FR_B NL_B ES_MX

Data sources (root) > Product catalogue > Products > Products: #95493

Product master data | Page settings | Content | Relations (is required) | **Publish**

-  Publish dataset: STAGE
-  Publish dataset: LIVE